


# The Ultimate Guide to Writing Engaging English Articles

Are you struggling to write engaging English articles that capture your audience's attention and keep them coming back for more? If so, you're not alone. Many people find it difficult to write articles that are both informative and entertaining. But with the right approach, it's possible to write articles that people will love to read.



## The Art of War: With linked Table of Contents by Larry Atkins

★★★★★ 5 out of 5

Language : English  
File size : 3525 KB  
Text-to-Speech : Enabled  
Screen Reader : Supported  
Enhanced typesetting : Enabled  
Word Wise : Enabled  
Print length : 42 pages



In this guide, we'll walk you through the entire process of writing an engaging English article, from choosing a topic to writing a . We'll also provide tips on how to improve your writing style and make your articles more visually appealing.

## Table of Contents

1. 1. Choosing a Topic
2. 2. Conducting Research

3. 3. Outlining Your Article
4. 4. Writing Your Article
5. 5. Revising and Editing Your Article
6. 6. Promoting Your Article

## **1. Choosing a Topic**

The first step to writing an engaging English article is to choose a topic that you're passionate about. This will make the writing process more enjoyable and will help you to create an article that is interesting and informative.

Here are a few tips for choosing a topic:

- Think about your interests and expertise. What are you knowledgeable about? What do you enjoy writing about?
- Consider your audience. Who are you writing for? What are their interests? What do they need to know?
- Do some research to see what other articles have been written on your topic. This will help you to identify unique angles and perspectives that you can explore.

## **2. Conducting Research**

Once you've chosen a topic, it's time to start conducting research. This will help you to gather the information you need to write an informative and well-supported article.

Here are a few tips for conducting research:

- Use a variety of sources, including books, articles, websites, and interviews.
- Take notes on the key points you find. Be sure to include the source of your information.
- Organize your research into different categories. This will make it easier to find the information you need when you're writing your article.

### **3. Outlining Your Article**

Before you start writing, it's helpful to outline your article. This will help you to organize your thoughts and ensure that your article flows smoothly.

Here are a few tips for outlining your article:

- Start with a strong that grabs the reader's attention and introduces your topic.
- Divide your article into body paragraphs, each of which discusses a different aspect of your topic.
- Use transitions to connect your paragraphs and make your article easy to read.
- End with a strong that summarizes your main points and leaves the reader with a lasting impression.

### **4. Writing Your Article**

Now it's time to start writing your article. Here are a few tips to help you get started:

- Start with a strong hook that grabs the reader's attention.
- Use clear and concise language that is easy to understand.
- Support your arguments with evidence from your research.
- Use visuals, such as images and graphs, to make your article more engaging.
- Proofread your article for errors before you publish it.

## **5. Revising and Editing Your Article**

Once you've finished writing your article, it's important to revise and edit it. This will help you to improve your writing style and make your article more polished.

Here are a few tips for revising and editing your article:

- Read your article aloud to identify any awkward phrasing or sentences that don't flow well.
- Check for grammar and spelling errors.
- Ask a friend or colleague to read your article and provide feedback.

## **6. Promoting Your Article**


Once you've published your article, it's important to promote it so that people can find and read it.

Here are a few tips for promoting your article:

- Share your article on social media.

- Submit your article to directories and article databases.
- Reach out to influencers and ask them to share your article.
- Run ads to promote your article.


By following these tips, you can write engaging English articles that will capture your audience's attention and keep them coming back for more.



## The Art of War: With linked Table of Contents by Larry Atkins

★★★★★ 5 out of 5

Language : English  
File size : 3525 KB  
Text-to-Speech : Enabled  
Screen Reader : Supported  
Enhanced typesetting : Enabled  
Word Wise : Enabled  
Print length : 42 pages



## Lad Dog Baby Professor: The Perfect Book for Your Child

Lad Dog Baby Professor is a fun and educational book for children. It features beautiful illustrations and engaging text that will keep kids...



## **An Excerpt With Fifty Ways To Help Animals Promo Books: Unlocking Compassion and Making a Difference**

: Embracing Animal Compassion The world of animals is filled with wonder, diversity, and unconditional love. They enrich our lives in countless ways,...