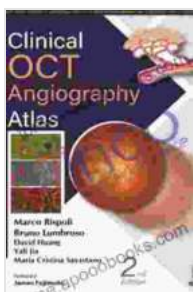


# Clinical OCT Angiography Atlas: Your Essential Guide to Vascular Anatomy

## Unveiling the Intricacies of Vascular Anatomy

In the ever-evolving field of vascular medicine, the advent of optical coherence tomography (OCT) angiography has revolutionized the way physicians visualize and understand vascular anatomy. Clinical OCT Angiography Atlas by Anthony Gibson stands as the definitive guide, providing unparalleled insights into this groundbreaking technology.



### Clinical OCT Angiography Atlas by Anthony Gibson

★★★★☆ 4.3 out of 5

Language : English

File size : 13834 KB

Text-to-Speech : Enabled

Screen Reader : Supported

Enhanced typesetting : Enabled

Print length : 152 pages

Lending : Enabled



## Empowering Interventional Cardiologists and Vascular Specialists

This meticulously crafted atlas is designed to empower interventional cardiologists and vascular specialists with the knowledge and skills necessary to navigate the complexities of vascular anatomy. Through a comprehensive collection of high-resolution images, detailed descriptions, and expert insights, Dr. Gibson illuminates the nuances of coronary, peripheral, and cerebrovascular pathologies.

## **Features that Set it Apart**

### **1. Unrivaled Clarity and Detail**

Experience vascular anatomy in unprecedented detail with over 1,000 stunning OCT images. These meticulously captured images provide a crystal-clear view of vascular structures, enabling accurate diagnosis and precise intervention.

### **2. Comprehensive Coverage of Vascular Territories**

Covering a wide spectrum of vascular territories, including coronary arteries, carotid arteries, and peripheral arteries, this atlas provides a comprehensive understanding of vascular anatomy across different regions of the body.

### **3. Expert Guidance from a Renowned Authority**

Written by Anthony Gibson, a leading expert in OCT angiography, this atlas draws upon the author's extensive experience and research to provide authoritative insights into the interpretation and clinical implications of OCT findings.

## **Applications in Clinical Practice**

Clinical OCT Angiography Atlas finds invaluable application in a wide range of clinical settings, including:

- Precise stent sizing and deployment in coronary artery disease
- Plaque characterization and risk assessment in peripheral artery disease
- Cerebrovascular surgery planning and complication management

- Evaluation of vascular grafts and bypass conduits
- Diagnosis and management of vasculitides and other vascular disFree Downloads

## Enhancing Patient Outcomes

By providing clinicians with a deeper understanding of vascular anatomy and disease processes, Clinical OCT Angiography Atlas empowers them to make informed decisions, optimize treatment strategies, and improve patient outcomes.

## Why Choose Clinical OCT Angiography Atlas?

- **Unparalleled Clarity and Detail:** Visualize vascular anatomy in unprecedented detail with high-resolution OCT images.
- **Comprehensive Coverage:** Explore vascular territories in depth, including coronary, peripheral, and cerebrovascular anatomies.
- **Expert Guidance:** Benefit from the insights of a leading expert in OCT angiography, Dr. Anthony Gibson.
- **Clinical Relevance:** Translate your knowledge into improved patient care with applications in various clinical settings.
- **Enhanced Patient Outcomes:** Empower yourself to make precise diagnoses and optimize treatment plans, leading to better patient outcomes.

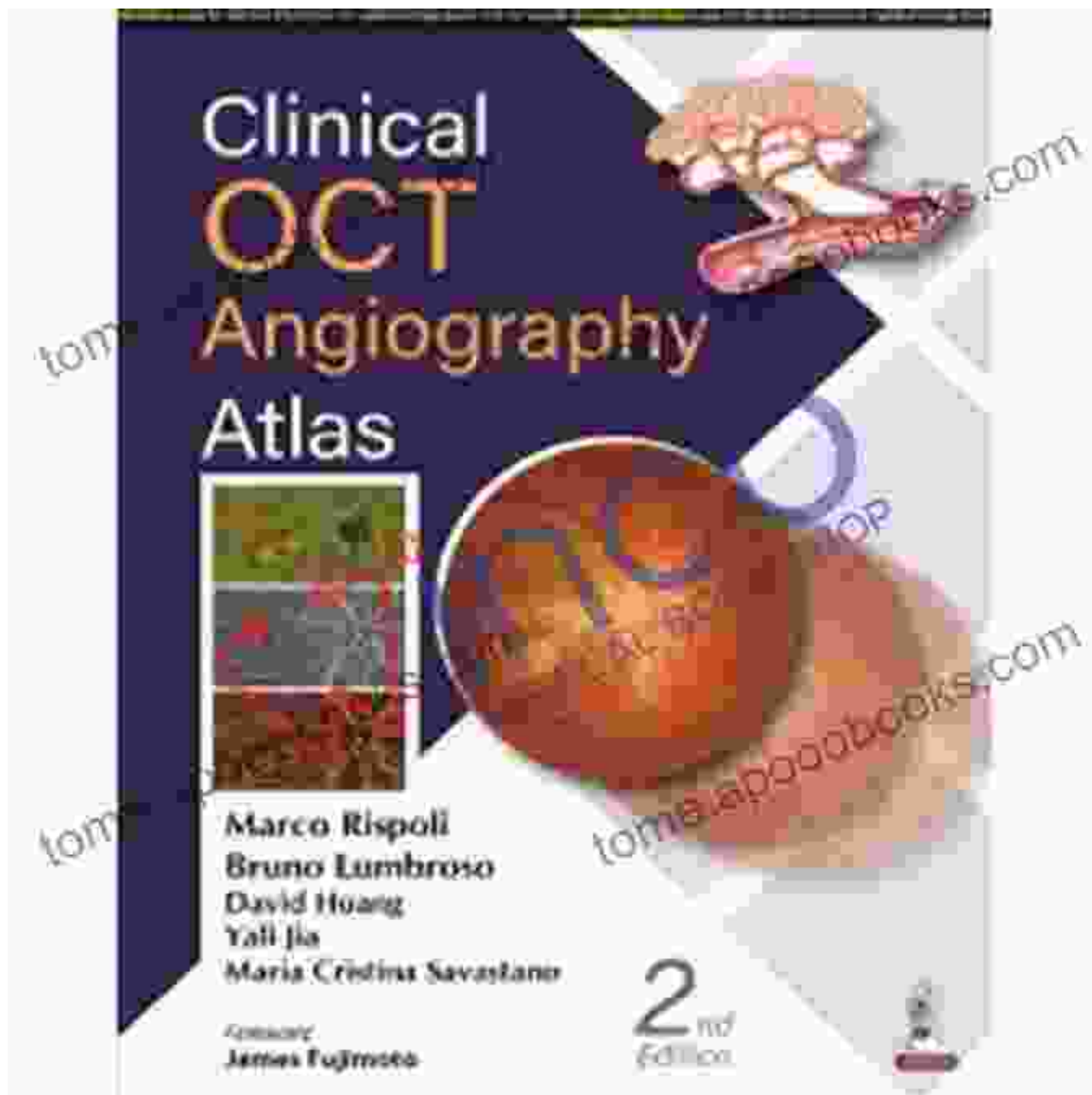
## Unlock Your Potential in Vascular Medicine

Invest in Clinical OCT Angiography Atlas today and unlock your potential in vascular medicine. This invaluable resource will equip you with the

knowledge and confidence to navigate the intricacies of vascular anatomy, enabling you to provide exceptional care for your patients.

### Free Download Now

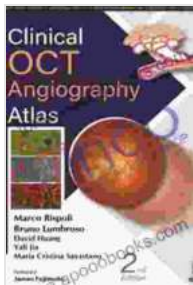
To Free Download your copy of Clinical OCT Angiography Atlas, visit our website or your preferred online retailer.



## Anthony Gibson, MD

*Professor of Medicine, University of Ottawa Heart Institute*


*Director, OCT Core Lab, University of Ottawa Heart Institute*



### Clinical OCT Angiography Atlas by Anthony Gibson

★★★★☆ 4.3 out of 5

- Language : English
- File size : 13834 KB
- Text-to-Speech : Enabled
- Screen Reader : Supported
- Enhanced typesetting : Enabled
- Print length : 152 pages
- Lending : Enabled



### Lad Dog Baby Professor: The Perfect Book for Your Child

Lad Dog Baby Professor is a fun and educational book for children. It features beautiful illustrations and engaging text that will keep kids...



## **An Excerpt With Fifty Ways To Help Animals Promo Books: Unlocking Compassion and Making a Difference**

: Embracing Animal Compassion The world of animals is filled with wonder, diversity, and unconditional love. They enrich our lives in countless ways,...